

The Renewed National Focus on Patient Safety & Quality

Mid-America Coalition on Health Care

Leah Binder, President & CEO

September 21, 2023

**THE LEAP FROG GROUP**




The New Rules

1: Quality is Job One.

2: Transparency is mandatory.

3: Rule #1 and Rule #2 are critical for the health care workforce.

4: Watch out. There's a New Risk in the Market.



Rule #1: Quality is Job One.

The Office of the Inspector General Report, 2022



May 2023

New Leapfrog Hospital Safety Grade Reveals Significant Increase in Healthcare-Associated Infections and Worsening Patient Experience During COVID-19 Pandemic

May 3, 2023



Federal Action: Make Safety A Priority

Perspectives
FEBRUARY 17, 2022

Health Care Safety during the Pandemic and Beyond — Building a System That Ensures Resilience

Lee A. Fleisher, M.D., Michelle Schreiber, M.D., Denise Cardo, M.D., and Arjun Srinivasan, M.D.

For about two decades, the U.S. health care system was making strides in improving patient safety, as demonstrated by the reduction of associated infections and other compli-

ning of the pandemic, des-
decades of attention to con-
tions of care.²⁻⁴ Con-
ciated blood

PROVIDERS

Advisory council pushes Biden to adopt new federal patient safety initiatives

By **Dave Muolo** · Sep 8, 2023 03:00pm

Patient Safety

Joe Biden

Leapfrog Group

Quality



The President's Council of Advisors on Science and Technology's latest recommendations highlight the care quality, equity, workforce safety and even cost savings that would result from an administration-led focus on patient safety improvement. (iStock/Getty Images)

President's Council of Advisors on Science & Technology: Job One

- Establish and maintain a National Patient Safety Team.
- Expand the list of identified never events and publicly report them by individual facility
- Improve use of technology to prevent harm
- More patient and family engagement
- Reduce disparities in adverse outcomes
- Accelerate research



Rule #2: Transparency is mandatory.

CMS Announces Continued Public Reporting of PSI 90 and Commitment to Transparency



August 2, 2022



Thank you for supporting our campaign in June opposing the CMS plan to suppress public reporting on PSI 90, a composite of ten serious preventable errors that kill 25,000 hospitalized patients each year. Leapfrog is pleased to announce that the outcome is better than we could have hoped. In the final rule issued yesterday, **CMS announced that they no longer plan to suppress reporting of PSI 90. What's more, they offer powerful support for transparency and suggest we will not see proposals for data suppression in the future.** The agency explained that they found an alternative way to calculate PSI-90 without the confounding influence of Covid-19.

The leadership of CMS have long championed transparency and put patient safety at the top of the national agenda. Our proposed rule was so disappointing to us. CMS faces political realities that make transparency more difficult. Your voices last month helped change that political reality. With this final rule those CMS leaders have acknowledged to work for the benefit of patients and the public.

For more information on the Inpatient Prospective Payment System final rule and how it impacts your organization, you can be found [here](#)

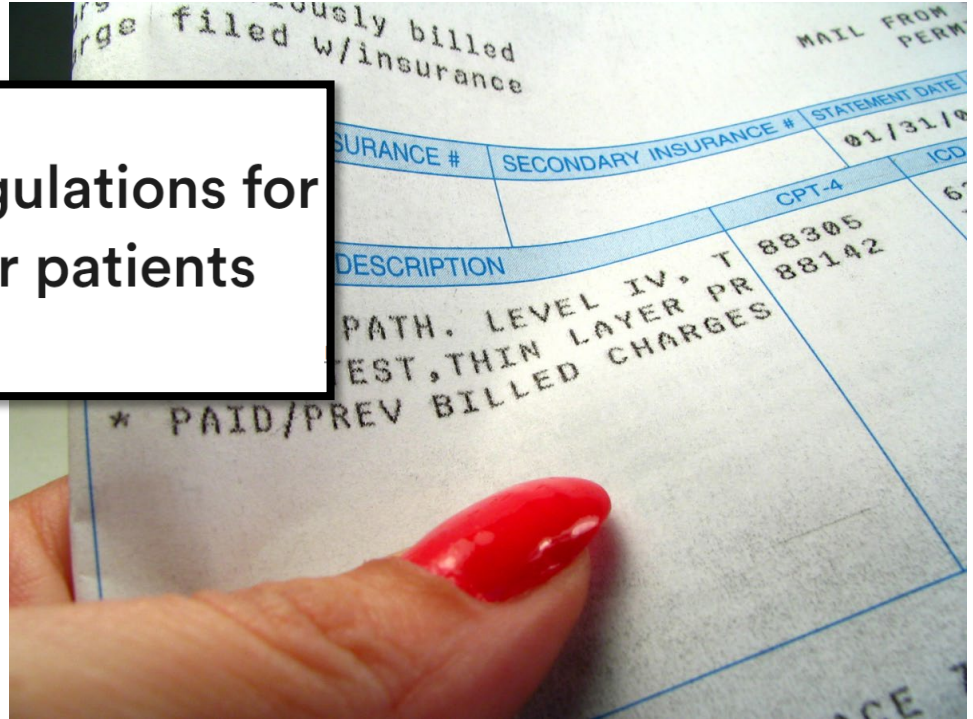
Quality AND Price

STAT

FIRST OPINION

New price transparency regulations for hospitals, insurers empower patients

By Seema Verma and Aneesh Chopra July 22, 2022



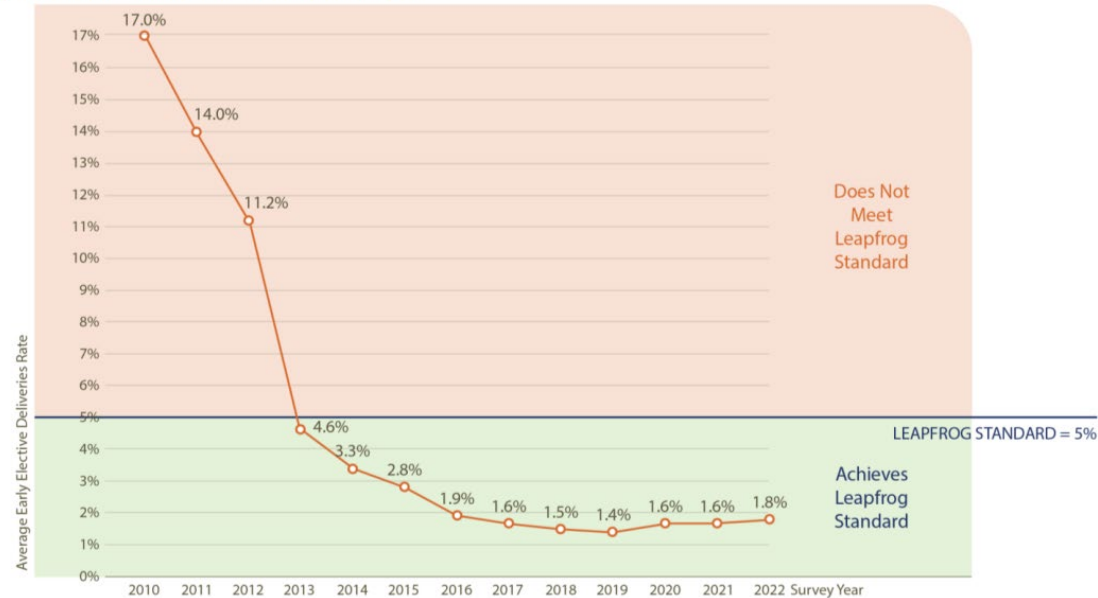
Does It All Make a Difference?



YES: Early Elective Deliveries

- Leapfrog's groundbreaking public reporting of rates of early elective delivery by hospital galvanized a movement to sustain low rates of this unnecessary type of delivery

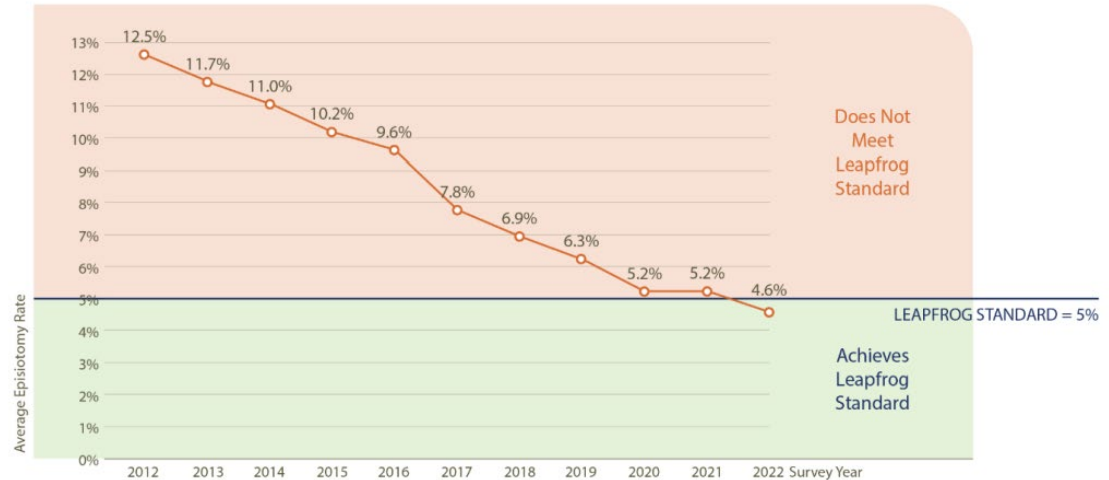
Figure 6: Average rate of early elective deliveries over time



YES: Episiotomy

- Episiotomies can lead to a higher risk of perineal tears, loss of bladder or bowel control, and pelvic floor defects
- Other significant issues include infection and other complications, slow recovery, and chronic discomfort
- Leapfrog is the only organization to track and publicly report rates of episiotomy by hospital

Figure 4: Leapfrog reporting hospitals' average rate of episiotomy by year



YES (Sort of): NTSV C-section

- NTSV: Accepted for comparisons among hospitals of varying sizes and maternity populations. Generally lower risk, first time mothers, singleton births.
- Rates have edged downward since Leapfrog started public reporting in 2015 (except for the pandemic time period)

Figure 1: Leapfrog reporting hospitals' average rate of NTSV C-section by year



YES: Patient Safety

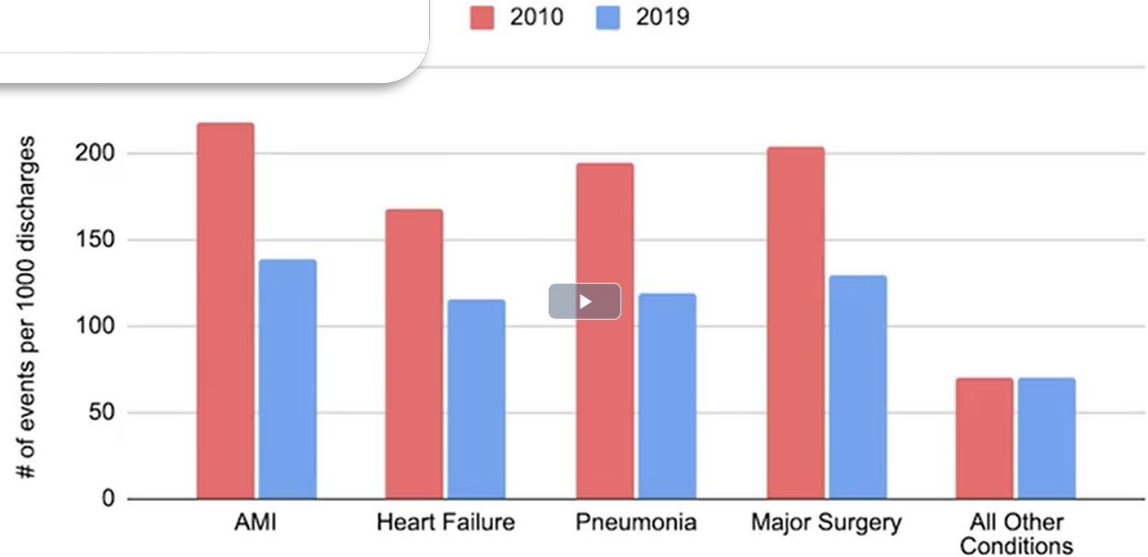
DIVE BRIEF

Hospital adverse event rates decline over a decade, JAMA study finds

Published July 12, 2022

<https://www.medpagetoday.com/hospitalbasedmedicine/riskmanagement/100190>

Study analyzed data from 2010-2019

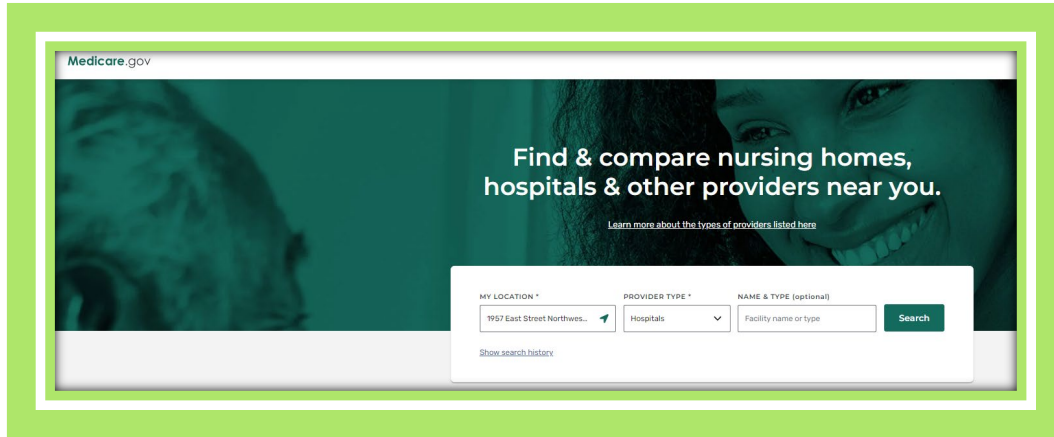


Adverse events by type

© The Leapfrog Group 2022

15

What is different about the last decade?



LEAPFROG
HOSPITAL
SAFETY GR**A**DE



Lean in to the future.





Rule #3:

**Rule #1 and Rule #2
are critical for the
health care workforce**

The Case of Charlene Murphey, 75



“The quintessential Southern matriarch – kind, strong and sassy.”

**a.k.a., RaDonda Vaught & the
Vanderbilt Case**



What happened



- Vaught overrode a dispensing cabinet alert and gave Mrs. Murphey Vecuronium instead of Versed.
- Mrs. Murphey was alone in her room for about 30 minutes after, went into cardiac arrest, and died shortly afterward.
- Another nurse realized what had happened and Vaught confessed
- Vanderbilt did not report this; a whistleblower did several months later
- 17 incidents of Vaught's negligence identified

The Verdicts

Vaught Guilty: Criminally negligent homicide

Vaught Guilty: Abuse of an impaired adult

Vaught Sentence: 3 years probation

Vanderbilt: Investigation by CMS

Vanderbilt: Settled a civil malpractice suit with the family



-
- *“All muscle groups are paralyzed and respiration ceases. However, full consciousness remains intact, and patients can experience intense fear when they can no longer breathe. They can also sense pain. The experience can be horrific for patients.”*
 - *--CMS Survey Inspection Report*





Leapfrog's Never Events Policy: Ethics & Candor Prevents Burnout



Never events are extremely rare medical errors that should never happen to a patient, such as surgery performed on the wrong body part or leaving a foreign object inside a patient after surgery.

A hospital "fully meets" Leapfrog's standard if they agree to all of the following if a Never Event occurs within their facility:

- **Apologize** to the patient and family
- **Waive all costs** related to the event
- **Report** the event to an external agency and conduct a **root-cause analysis**
- **Interview patients and families** and inform them of action(s) hospital will take
- **Provide support for caregivers**
- **Ensure compliance** and make this policy available to patients

79% hospitals fully met Leapfrog's standard in 2022



**Rule #4: Watch out.
There's a New Risk in
the Market.**

Who Is the Payor?





Watch Out.

Forbes

HEALTHCARE

This Federal Law Will Completely Overhaul Company Health Benefits. Nobody Is Ready.

Leah Binder Contributor 


Follow

The Consolidated Appropriations Act

- Removal of contract gag clauses from contracts with insurers and consultants
- Full, immediate access to claims and data (identity-protected)
- Price transparency
- Disclosure of direct and indirect compensation
- Mental health and substance use disorder parity
- **Employer is accountable for value (quality AND price)**
- **Risk of lawsuits, fines, regulatory intervention**

Avoiding Risk: Transparency

“Poor quality is one of the foremost “red flags” for a fiduciary standard because the absence of quality makes price irrelevant for patients and their loved ones.”



THE CAA AND HEALTH CARE QUALITY

July 19, 2023

BERGER MONTAGUE



THE LEAPFROGG GROUP
Giant Leaps for Patient Safety

Leah Binder
Jamie Greenleaf
Karen L. Handorf
Julie S. Selesnick

The Leapfrog Group: The Employer Voice for Quality, Safety, and Transparency

- Founded by purchasers in 2000 in response to 1999 IOM Report *To Err is Human*
- Premier purchaser-driven nonprofit for safety and transparency—and structuring payment to reward excellence
- Our mission: **Giant Leaps for Patient Safety**
- Collects and publicly reports hospital and ASC quality and safety
- Gold standard for health care transparency



Regional Leaders: Our Heart and Soul



HEALTHCARE
PURCHASER
ALLIANCE
OF MAINE



health action council
Enhancing Business. Enlightening Lives. Enriching Communities.

DFW BUSINESS GROUP ON HEALTH
DFWBGH

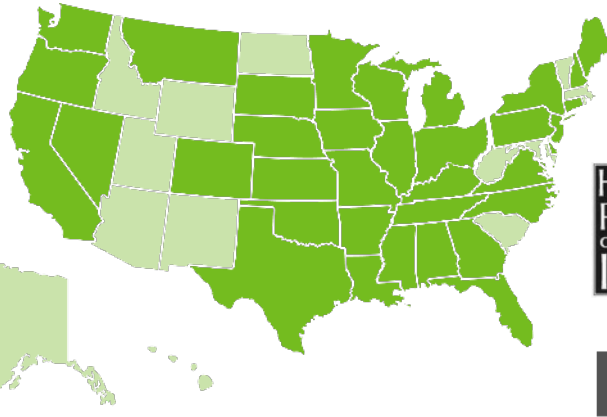


Purchaser Business
Group on Health

EAM
ECONOMIC ALLIANCE FOR MICHIGAN



NEW JERSEY
HEALTH CARE
**QUALITY
INSTITUTE**



FLORIDA ALLIANCE
FOR HEALTHCARE VALUE

**COLORADO
BUSINESS GROUP ON
HEALTH**

St. Louis Area
bhc
BUSINESS HEALTH COALITION
employer partners in healthcare



WASHINGTON
HEALTH
ALLIANCE

HEALTH
POLICY
CORPORATION OF
IOWA

Well OK

NHPGH
NH Purchasers Group on Health

VBCH
VIRGINIA BUSINESS
COALITION ON HEALTH

GPBCH
Greater Philadelphia
Business Coalition on Health
DRIVING INNOVATION AND VALUE IN HEALTHCARE



THE ALLIANCE
Employers moving health care forward

MBGH
Midwest Business Group on Health

HC/TN
HealthCareTN
One Voice. One Focus. Leading Employers.

**GEORGIA
WATCH**
PROTECTING CONSUMERS.
PROMOTING TRANSPARENCY.
EMPOWERING CITIZENS.

MAHCP



Kentuckiana
Health Collaborative

Building a Bridge to Better Health, Better Care and Better Value

CONSUMERS'
CHECKBOOK

**Nevada Business Group
ON HEALTH**

LVBCH ^{21st}
Employers for Healthcare Value Since 1980

THE LEAP FROG GROUP
Giant Leaps for Patient Safety



Pittsburgh
Business Group
on Health

HBCII
Houston Business Coalition on Health

AEHC
Alabama Employer Health Consortium

LBGH
LOUISIANA BUSINESS GROUP ON HEALTH

Setting High Standards, Insisting on Transparency

Voluntary programs collecting data available from
no other source



Composite evaluations not requiring participation





2023 Local Participation:

- 50% (15/30) hospitals in the Kansas City Area report
- 48% (22/46) hospitals in Kansas report
- 34% (24/71) hospitals in Missouri report

Nationally:

- Over 2100 hospitals reported to date
- Representing 74% of inpatient hospital beds in U.S. hospitals

Percentage of Local Hospitals Meeting Leapfrog Standards for Maternity Care



Measure	Kansas City Area (N=11)	Nationally
Percent of hospitals meeting Leapfrog standard for C-sections	55%	42%
Percent of hospitals meeting Leapfrog standard for episiotomies	42%	79%
Percent of hospitals meeting Leapfrog standard for early elective deliveries	90%	88%

New Measures Employers Asked For

Search Leapfrog's Hospital and Surgery Center Ratings

Search by:



Facility Name



Location



Same-Day Procedure



Maternity Care



Guided Search

Leapfrog collects information about certain maternity care services. Use our filters to find the right hospital for you.

- Certified nurse-midwives for delivery
- Doulas for labor and delivery
- Breastfeeding/lactation services
- Vaginal delivery after cesarean section (VBAC)
- Postpartum tubal ligation during labor/delivery admission

MEETS THE STANDARD FOR

- Cesarean sections
- Early elective deliveries
- Episiotomies
- Screening newborns for jaundice before discharge
- Preventing blood clots in women undergoing cesarean section

Do you want to only show facilities near you?

No

1547 facilities matched

Show these results

Don't see what you're looking for? Search for [hospitals and ASCs near you](#) to find ratings on safety and patients' experience.

LEAPFROG HOSPITAL SAFETY GRADE



The Spring 2023 State Rankings



Spring 2023 Ranking	State	% A Hospitals Spring 2023	Fall 2022 Ranking	% A Hospitals Fall 2022
1	New Jersey	51.5%	6	47.1%
2	Idaho	50.0%	4	50.0%
3	Utah	48.1%	3	51.9%
4	Pennsylvania	46.5%	9	40.9%
5	Connecticut	42.9%	31	25.0%
6	North Carolina	42.0%	7	44.2%
7	South Carolina	41.2%	21	29.4%
8	Colorado	40.9%	4	50.0%
9	Virginia	38.6%	2	52.1%
10	Massachusetts	36.8%	13	34.5%
11	Florida	35.4%	10	39.3%
12	California	33.8%	25	28.2%
13	Rhode Island	33.3%	16	33.3%
14	Texas	33.2%	14	34.1%
15	Tennessee	32.4%	15	33.8%
16	Minnesota	31.1%	18	32.6%
17	New Hampshire	30.8%	1	53.8%
18	→ Missouri	30.6%	34	22.2%
19	Washington	30.4%	12	34.8%
20	→ Kansas	30.3%	24	28.6%
21	Montana	30.0%	20	30.0%
22	Louisiana	27.9%	22	29.3%

Employers and the Public Are Focused

How safe is your hospital? These states rank best and worst for care.



Adrianna Rodriguez

USA TODAY

Published 2:07 p.m. ET Dec. 14, 2020 | Updated 7:42 a.m. ET Dec. 15, 2020



Chicago Tribune

HEALTH

This South Side hospital earned an F for safety. Now it has a B. Here's how it happened.

By Lisa Schencker
Chicago Tribune • Dec 26, 2022 at 5:00 am

Don't follow these rules.

1: Quality is Job One.

2: Transparency is mandatory.

3: Rule #1 and Rule #2 are critical for the health care workforce.

4: Watch out. There's a new risk in the market.

Leapfrog is for the Leaders.

Email:

Lbinder@leapfrog-
group.org

Hospital Safety Grade:

www.HospitalSafetyGrade.org

Download the Leapfrog Hospital Survey

<https://www.leapfroggroup.org/survey-materials/survey-login-and-materials>

The Leapfrog Group:

www.LeapfrogGroup.org

Forbes Commentary:

www.forbes.com/sites/leahbinder/

Download the Leapfrog ASC Survey

<https://www.leapfroggroup.org/asc-survey-materials/get-started>

Facebook:

Facebook.com/TheLeapfrogGroup

Webinars, Trainings, Resources at Leapfrog's Judie Burrows Education Institute

<https://www.leapfroggroup.org/JBEI>

Twitter:

@LeapfrogGroup